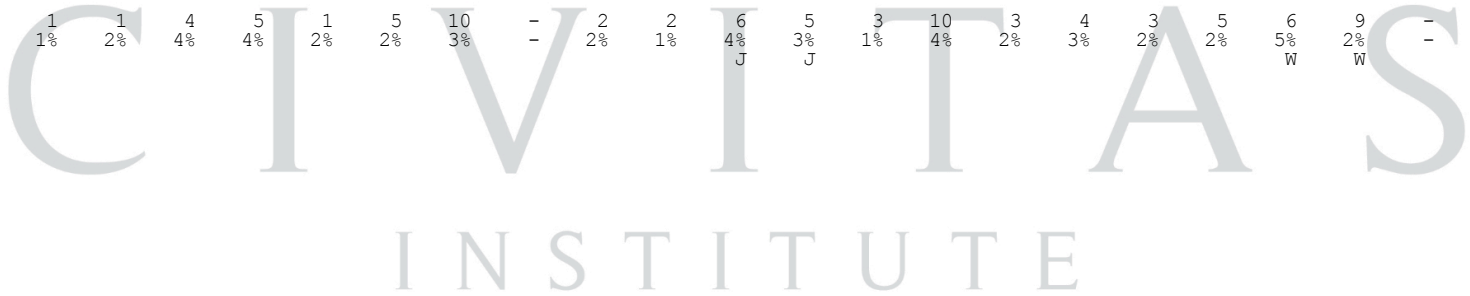


And, have you already voted, do you intend to vote early, or do you plan in waiting until Election Day on November 4th to cast your ballot?

BANNER 1

	KEY REGIONS							GENDER		AGE					PARTY REG			IDEOLOGY				RACE		
	TOTAL (A)	TRI- ANGLE (B)	SOUTH -EAST (C)	NORTH -EAST NC (D)	PIED- MONT TRIAD (E)	CHAR- LOTTE (F)	WEST- ERN NC (G)	MEN (H)	WOMEN (I)	18-25 (J)	26-40 (K)	41-55 (L)	56-65 (M)	66+ (N)	GOP (O)	DEM (P)	IND (Q)	LIB (R)	MOD (S)	CONS (T)	BLACK (U)	WHITE (V)	OTHER (W)	
BASE=TOTAL SAMPLE	600 100%	124 21%	89 15%	73 12%	107 18%	128 21%	78 13%	288 48%	312 52%	37 6%	86 14%	162 27%	132 22%	182 30%	216 36%	264 44%	120 20%	119 20%	189 31%	252 42%	132 22%	432 72%	30 5%	
**D/S (EARLY - ELECTION DAY)	-26 -4%	- EF	9 10% BEF	7 9% BEF	-28 -26%	-30 -23%	17 22% BcdEF	-27 -9%	1 H	10 28% KLMN	-2 -3%	-9 -8%	-11 -8%	-14 -7%	-31 -14%	22 8% OQ	-16 -14%	20 17% ST	-11 -6% t	-30 -12%	28 22% VW	-49 -11%	-9 -30%	
TOTAL EARLY -----	279 47%	60 49% Ef	49 55% EF	39 54% Ef	37 35%	47 36%	47 60% EF	128 44%	152 49%	24 64%	41 48%	75 46%	58 44%	82 45%	91 42%	138 52% O	50 42%	68 57% T	88 46%	109 43%	77 59% Vw	187 43%	11 35%	
ALREADY MAILED IN A BALLOT OR CAST A VOTE AT AN EARLY VOTING SITE	163 27%	39 31%	28 31%	19 26%	23 22%	28 22%	27 34% ef	73 25%	90 29%	7 20%	23 27%	42 26%	39 29%	52 28%	56 26%	78 29%	29 25%	31 26%	64 34% t	62 24%	48 37% VW	109 25%	4 15%	
INTEND TO MAIL IN A BALLOT OR CAST A VOTE EARLY	116 19%	22 18%	21 23%	20 27% ef	14 13%	19 15%	20 26% Ef	55 19%	62 20%	16 44% mn	18 21%	33 20%	19 14%	30 16%	35 16%	61 23% o	21 17%	37 31% ST	24 13%	47 19%	29 22%	78 18%	6 21%	
WILL VOTE ON ELECTION DAY	305 51%	61 49%	40 45%	33 45% bCdG	65 61% cdG	77 60% cdG	30 38%	155 54%	150 48%	13 36%	43 50%	84 52%	69 52%	95 52%	122 57% P	116 44%	67 56% p	48 40%	98 52% r	138 55% R	49 37%	236 55% U	19 65% U	
DON'T KNOW/UNDECIDED	15 3%	3 2%	1 1%	1 2%	4 4%	5 4%	1 2%	5 2%	10 3%	- -	2 2%	2 1%	6 4% J	5 3% J	3 1%	10 4%	3 2%	4 3%	3 2%	5 2%	6 5% W	9 2% W	- -	

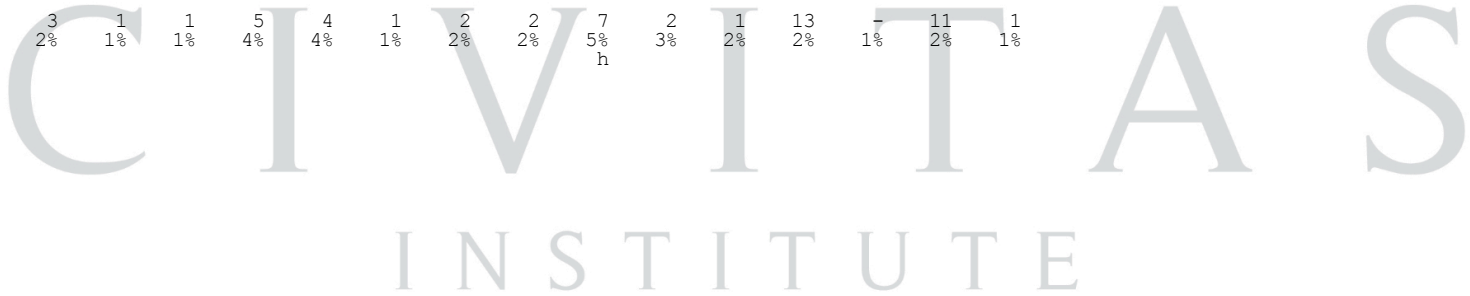


Significance Z-testing shown at 95% in UPPERCASE and 90% in lowercase in the groupings: B/C/D/E/F/G H/I J/K/L/M/N O/P/Q R/S/T U/V/W
N A T I O N A L R E S E A R C H I N C

And, have you already voted, do you intend to vote early, or do you plan in waiting until Election Day on November 4th to cast your ballot?

BANNER 2

	GENDER/AGE						PARTY REG/GENDER						VOTE LIKELIHOOD		VOTE PLAN		
	TOTAL (A)	MEN 18-44 (B)	MEN 45-64 (C)	MEN 65+ (D)	WOMEN 18-44 (E)	WOMEN 45-64 (F)	WOMEN 65+ (G)	GOP MEN (H)	GOP WOMEN (I)	DEM MEN (J)	DEM WOMEN (K)	IND MEN (L)	IND WOMEN (M)	CER-TAIN (N)	PROB (O)	KNOW (P)	DEC-IDING (Q)
BASE=TOTAL SAMPLE	600 100%	84 14%	121 20%	83 14%	72 12%	131 22%	108 18%	106 18%	110 18%	122 20%	142 24%	60 10%	60 10%	542 90%	48 8%	461 77%	118 20%
**D/S (EARLY - ELECTION DAY)	-26 -4%	-3 -3%	-27 -22%	2 3%	7 10%	12 9%	-18 -17%	-15 -14%	-16 -15%	2 2%	20 14%	-14 -24%	-2 -3%	-21 -4%	1 2%	17 4%	-37 -32%
			CG	BCG	BCG	BCDG				HIILM	HIJLM		HIL		N	Q	
TOTAL EARLY -----	279 47%	40 48%	46 38%	42 51%	39 54%	69 53%	43 40%	45 42%	46 42%	61 50%	77 54%	22 36%	28 48%	255 47%	24 50%	233 51%	40 34%
				c	c	Cg					hil					Q	
ALREADY MAILED IN A BALLOT OR CAST A VOTE AT AN EARLY VOTING SITE	163 27%	17 21%	27 23%	29 35%	21 30%	43 32%	26 24%	31 29%	25 23%	32 26%	45 32%	10 17%	19 32%	155 29%	8 17%	149 32%	12 10%
				bc		c					L		1			Q	
INTEND TO MAIL IN A BALLOT OR CAST A VOTE EARLY	116 19%	23 27%	18 15%	13 16%	18 25%	27 20%	17 15%	14 13%	21 19%	29 24%	32 22%	12 20%	9 15%	99 18%	16 34%	84 18%	28 23%
										h	h						
WILL VOTE ON ELECTION DAY	305 51%	43 51%	72 60%	40 48%	32 44%	57 44%	61 56%	60 57%	62 57%	59 48%	58 41%	36 60%	30 51%	275 51%	24 49%	216 47%	77 65%
			eF			f		K	K			K				P	
DON'T KNOW/UNDECIDED	15 3%	1 2%	3 2%	1 1%	1 1%	5 4%	4 4%	1 1%	2 2%	2 2%	7 5%	2 3%	1 2%	13 2%	1 1%	11 2%	1 1%
											h						



Significance Z-testing shown at 95% in UPPERCASE and 90% in lowercase in the groupings: B/C/D/E/F/G H/I/J/K/L/M N/O P/Q
N A T I O N A L R E S E A R C H I N C

And as an early voter, which candidate is your choice for US Senate? Would it be Thom Tillis, the Republican, Kay Hagan, the Democrat, or Sean Haugh, the Libertarian?

BANNER 1

	KEY REGIONS							GENDER		AGE					PARTY REG			IDEOLOGY				RACE		
	TOTAL (A)	TRI- ANGLE (B)	SOUTH -EAST (C)	NORTH -EAST NC (D)	PIED- MONT TRIAD (E)	CHAR- LOTTE (F)	WEST- ERN NC (G)	MEN (H)	WOMEN (I)	18-25 (J)	26-40 (K)	41-55 (L)	56-65 (M)	66+ (N)	GOP (O)	DEM (P)	IND (Q)	LIB (R)	MOD (S)	CONS (T)	BLACK (U)	WHITE (V)	OTHER (W)	
BASE=EARLY Q.5	279 100%	60 22%	49 17%	39 14%	37 13%	47 17%	47 17%	128 46%	152 54%	24 8%	41 15%	75 27%	58 21%	82 29%	91 33%	138 49%	50 18%	68 24%	88 31%	109 39%	77 28%	187 67%	11 4%	
**D/S (TILLIS - HAGAN)	-50 -18%	-17 -28%	-8 -16%	-2 -5% BEF	-12 -32%	-11 -23%	- -1% BcEF	-22 -17%	-28 -18%	-11 -46%	-14 -34%	-15 -20%	-12 -20%	1 2% KLM	60 66% PQ	-105 -76%	-5 -10% P	-55 -81%	-41 -47%	49 45% RS	-67 -87%	18 10% U	- -5% U	
THOM TILLIS	91 33%	17 28%	18 36%	12 31%	10 26%	15 32%	20 43%	45 35%	46 31%	3 13%	9 21%	25 33%	18 32%	37 45% JK	8 75% PQ	15 31% P	1 2%	19 22% R	70 64% RS	- -	86 46% U	5 48% U		
KAY HAGAN	141 51%	34 56%	25 52%	14 36%	22 58% d	26 55%	21 44%	67 53%	74 49%	14 59%	23 55%	40 53%	30 52%	35 43%	7 8%	113 82% OQ	21 41% O	56 83% sT	60 68% T	21 19%	67 87% V	68 36%	6 52%	
SEAN HAUGH	15 5%	5 9%	1 2%	6 16% ceg	- 1%	1 3%	1 1%	8 7%	7 4%	7 29%	3 8%	1 1%	- 1%	3 4%	6 6% p	2 1%	8 15% P	7 10%	2 3%	5 5%	- -	13 7% UW	- -	
OTHER	7 3%	1 2%	- 1%	1 3%	1 3%	2 4%	2 3%	- -	7 4% H	- -	1 1%	3 4% j	2 4%	1 2%	3 3%	3 2%	1 2%	1 2%	3 3%	2 2%	2 2%	5 3% W	- -	
REFUSED	25 9%	3 6%	4 8%	6 15%	4 12%	3 7%	4 8%	7 5%	18 12% h	- -	6 13% J	7 9% J	7 12% J	5 6% J	7 8%	12 9%	5 11%	3 4%	4 4%	10 9%	9 11% W	14 8% W	- -	



CIVITAS
INSTITUTE

And as an early voter, which candidate is your choice for US Senate? Would it be Thom Tillis, the Republican, Kay Hagan, the Democrat, or Sean Haugh, the Libertarian?

BANNER 2

	GENDER/AGE						PARTY REG/GENDER						VOTE LIKELIHOOD		VOTE PLAN		
	TOTAL	MEN	MEN	MEN	WOMEN	WOMEN	WOMEN	GOP	GOP	DEM	DEM	IND	IND	CER-	PROB	KNOW	DEC-
	(A)	18-44	45-64	65+	18-44	45-64	65+	MEN	WOMEN	MEN	WOMEN	MEN	WOMEN	TAIN	(O)	(P)	IDING
BASE=EARLY Q.5	279 100%	40 14%	46 16%	42 15%	39 14%	69 25%	43 15%	45 16%	46 16%	61 22%	77 28%	22 8%	28 10%	255 91%	24 9%	233 84%	40 14%
**D/S (TILLIS - HAGAN)	-50 -18%	-12 -31%	-6 -14%	-4 -9%	-15 -39%	-16 -24%	4 10%	28 63%	32 70%	-48 -78%	-57 -74%	-3 -13%	-3 -9%	-41 -16%	-9 -36%	-31 -13%	-19 -47%
THOM TILLIS	91 33%	10 26%	17 36%	18 43%	7 17%	20 29%	20 46%	35 78%	33 71%	5 7%	4 5%	5 24%	10 35%	89 35%	2 10%	87 37%	4 9%
KAY HAGAN	141 51%	23 57%	23 50%	22 52%	22 56%	36 53%	16 36%	7 15%	1 1%	52 86%	61 79%	8 37%	13 44%	130 51%	11 46%	118 50%	22 56%
SEAN HAUGH	15 5%	6 16%	1 2%	1 2%	4 9%	- 1%	2 6%	1 3%	5 10%	2 3%	- -	6 25%	2 7%	9 4%	6 23%	12 5%	1 3%
OTHER	7 3%	- -	- 1%	- -	1 2%	5 7%	1 3%	- 1%	2 5%	- -	3 4%	- -	1 4%	7 3%	- -	3 1%	3 8%
REFUSED	25 9%	1 1%	5 11%	1 3%	6 16%	8 11%	4 9%	1 3%	6 13%	3 4%	10 12%	3 13%	3 9%	20 8%	5 21%	14 6%	10 24%



CIVITAS
INSTITUTE

Significance Z-testing shown at 95% in UPPERCASE and 90% in lowercase in the groupings: B/C/D/E/F/G H/I/J/K/L/M N/O P/Q
N A T I O N A L R E S E A R C H I N C

Now, please tell me whether you approve or disapprove of...

The job Barack Obama is doing as President?

BANNER 1

	KEY REGIONS							GENDER		AGE					PARTY REG			IDEOLOGY			RACE		
	TOTAL (A)	TRI- ANGLE (B)	SOUTH -EAST (C)	NORTH -EAST NC (D)	PIED- MONT TRIAD (E)	CHAR- LOTTE (F)	WEST- ERN NC (G)	MEN (H)	WOMEN (I)	18-25 (J)	26-40 (K)	41-55 (L)	56-65 (M)	66+ (N)	GOP (O)	DEM (P)	IND (Q)	LIB (R)	MOD (S)	CONS (T)	BLACK (U)	WHITE (V)	OTHER (W)
BASE=TOTAL SAMPLE	600 100%	124 21%	89 15%	73 12%	107 18%	128 21%	78 13%	288 48%	312 52%	37 6%	86 14%	162 27%	132 22%	182 30%	216 36%	264 44%	120 20%	119 20%	189 31%	252 42%	132 22%	432 72%	30 5%
**D/S (APPROVE - DISAPPROVE)	-73 -12%	1 1%	-10 -12%	-11 -15%	-27 -25%	-13 -10%	-12 -16%	-57 -20%	-16 -5%	-3 -7%	13 15%	-13 -8%	-22 -16%	-48 -26%	-167 -77%	120 45%	-25 -21%	70 59%	25 13%	-173 -69%	109 83%	-168 -39%	-11 -36%
TOTAL APPROVE	252 42%	61 49% E	38 42%	30 41%	37 35%	54 42%	32 40%	112 39%	140 45%	17 47%	47 54% mN	68 42%	55 42%	65 36%	20 9%	189 72% OQ	43 36% O	92 77% ST	104 55% T	35 14%	118 90% VW	124 29%	9 30%
TOTAL DISAPPROVE	324 54%	60 49%	48 54%	41 55%	64 60%	67 52%	44 56%	169 59% i	156 50%	20 53%	34 39%	82 51%	77 58% K	113 62% KL	187 87% PQ	69 26%	68 57% P	22 19%	79 42% R	208 83% RS	9 7%	292 68% U	20 66% U
UNDECIDED/DON'T KNOW	24 4%	2 2%	3 4%	3 4%	6 5%	7 5%	3 4%	8 3%	16 5%	- -	6 7% JM	12 7% JMn	1 1%	5 3% J	9 4%	6 2%	9 7% p	5 4%	6 3%	8 3%	4 3%	17 4%	1 3%



CIVITAS
INSTITUTE

Now, please tell me whether you approve or disapprove of...

The job Barack Obama is doing as President?

BANNER 2

	GENDER/AGE							PARTY REG/GENDER						VOTE LIKELIHOOD		VOTE PLAN	
	TOTAL (A)	MEN 18-44 (B)	MEN 45-64 (C)	MEN 65+ (D)	WOMEN 18-44 (E)	WOMEN 45-64 (F)	WOMEN 65+ (G)	GOP MEN (H)	GOP WOMEN (I)	DEM MEN (J)	DEM WOMEN (K)	IND MEN (L)	IND WOMEN (M)	CER- TAIN (N)	PROB (O)	KNOW (P)	DEC- IDING (Q)
BASE=TOTAL SAMPLE	600 100%	84 14%	121 20%	83 14%	72 12%	131 22%	108 18%	106 18%	110 18%	122 20%	142 24%	60 10%	60 10%	542 90%	48 8%	461 77%	118 20%
**D/S (APPROVE - DISAPPROVE)	-73 -12%	-19 -22%	-19 -15%	-19 -23%	28 39%	-13 -10%	-31 -28%	-80 -76%	-87 -79%	47 38%	73 51%	-23 -39%	-2 -3%	-73 -13%	-3 -6%	-73 -16%	-1 -1%
TOTAL APPROVE	252 42%	30 36%	50 41%	32 38%	48 66%	56 43%	36 34%	12 11%	8 7%	84 69%	105 74%	16 27%	27 45%	225 41%	22 45%	187 41%	54 46%
TOTAL DISAPPROVE	324 54%	49 58%	68 57%	51 62%	20 27%	69 53%	67 62%	92 87%	95 86%	37 30%	32 23%	40 66%	29 48%	297 55%	25 51%	259 56%	56 47%
UNDECIDED/DON'T KNOW	24 4%	5 6%	2 2%	- -	5 6%	6 5%	5 4%	2 2%	7 7%	1 1%	5 3%	5 8%	4 7%	20 4%	2 4%	15 3%	8 7%



CIVITAS
INSTITUTE

Significance Z-testing shown at 95% in UPPERCASE and 90% in lowercase in the groupings: B/C/D/E/F/G H/I/J/K/L/M N/O P/Q
N A T I O N A L R E S E A R C H I N C

Now, please tell me whether you approve or disapprove of...

The job that Kay Hagan is doing as US Senator?

BANNER 1

	KEY REGIONS							GENDER		AGE					PARTY REG			IDEOLOGY			RACE		
	TOTAL (A)	TRI- ANGLE (B)	SOUTH -EAST (C)	NORTH -EAST NC (D)	PIED- MONT TRIAD (E)	CHAR- LOTTE (F)	WEST- ERN NC (G)	MEN (H)	WOMEN (I)	18-25 (J)	26-40 (K)	41-55 (L)	56-65 (M)	66+ (N)	GOP (O)	DEM (P)	IND (Q)	LIB (R)	MOD (S)	CONS (T)	BLACK (U)	WHITE (V)	OTHER (W)
BASE=TOTAL SAMPLE	600 100%	124 21%	89 15%	73 12%	107 18%	128 21%	78 13%	288 48%	312 52%	37 6%	86 14%	162 27%	132 22%	182 30%	216 36%	264 44%	120 20%	119 20%	189 31%	252 42%	132 22%	432 72%	30 5%
**D/S (APPROVE - DISAPPROVE)	-27 -4%	3 3%	-2 -2%	-6 -8%	-22 -20%	-11 -8%	10 13%	-47 -16%	20 6%	-3 -8%	11 12%	-7 -4%	-20 -15%	-7 -4%	-132 -61%	122 46%	-17 -14%	71 59%	47 25%	-150 -60%	100 76%	-117 -27%	-6 -22%
TOTAL APPROVE	261 43%	62 50%	39 44%	32 43%	35 33%	50 39%	43 54%	108 38%	153 49%	14 39%	45 52%	70 43%	51 39%	81 44%	35 16%	180 68%	45 38%	88 74%	111 59%	43 17%	107 81%	142 33%	11 37%
TOTAL DISAPPROVE	288 48%	59 47%	41 46%	38 51%	57 53%	61 48%	32 41%	155 54%	132 42%	17 46%	35 40%	77 48%	71 54%	87 48%	167 77%	59 22%	62 52%	17 14%	63 33%	193 77%	7 5%	258 60%	18 59%
UNDECIDED/DON'T KNOW	51 9%	3 3%	9 10%	4 6%	15 14%	17 13%	3 4%	24 8%	27 9%	5 15%	6 7%	15 9%	10 8%	14 8%	13 6%	25 10%	13 11%	14 12%	15 8%	15 6%	18 13%	32 7%	1 3%



CIVITAS
INSTITUTE

Now, please tell me whether you approve or disapprove of...

The job that Kay Hagan is doing as US Senator?

BANNER 2

	GENDER/AGE							PARTY REG/GENDER						VOTE LIKELIHOOD		VOTE PLAN	
	TOTAL (A)	MEN 18-44 (B)	MEN 45-64 (C)	MEN 65+ (D)	WOMEN 18-44 (E)	WOMEN 45-64 (F)	WOMEN 65+ (G)	GOP MEN (H)	GOP WOMEN (I)	DEM MEN (J)	DEM WOMEN (K)	IND MEN (L)	IND WOMEN (M)	CER- TAIN (N)	PROB (O)	KNOW (P)	DEC- IDING (Q)
BASE=TOTAL SAMPLE	600 100%	84 14%	121 20%	83 14%	72 12%	131 22%	108 18%	106 18%	110 18%	122 20%	142 24%	60 10%	60 10%	542 90%	48 8%	461 77%	118 20%
**D/S (APPROVE - DISAPPROVE)	-27 -4%	-14 -17%	-29 -24%	-4 -5%	25 35%	-2 -1%	-3 -3%	-71 -67%	-61 -55%	42 35%	79 56%	-19 -31%	2 3%	-23 -4%	1 1%	-32 -7%	9 7%
				C	BCDFG	BC	bc			HIILM	HIJLM	Hi	HIL		N		P
TOTAL APPROVE	261 43%	30 36%	42 35%	36 43%	45 62%	59 45%	48 45%	15 14%	21 19%	76 62%	105 74%	18 30%	27 45%	237 44%	23 47%	204 44%	51 43%
					BCDFg					HIILM	HIjLM	H	HI				
TOTAL DISAPPROVE	288 48%	44 52%	71 59%	40 48%	20 28%	61 46%	51 47%	85 81%	82 74%	33 27%	25 18%	37 62%	25 41%	261 48%	22 45%	236 51%	42 36%
		E	Efg	E		E	E	JKLM	JKM			JKm	jK			Q	
UNDECIDED/DON'T KNOW	51 9%	10 12%	7 6%	7 8%	7 10%	11 8%	9 8%	6 5%	7 7%	13 11%	12 8%	5 8%	8 14%	44 8%	4 8%	20 4%	25 21%
																	P



CIVITAS
INSTITUTE

Do you have a favorable or unfavorable impression of...

Thom Tillis

BANNER 1

	KEY REGIONS							GENDER		AGE					PARTY REG			IDEOLOGY			RACE		
	TOTAL (A)	TRI- ANGLE (B)	SOUTH -EAST (C)	NORTH -EAST NC (D)	PIED- MONT TRIAD (E)	CHAR- LOTTE (F)	WEST- ERN NC (G)	MEN (H)	WOMEN (I)	18-25 (J)	26-40 (K)	41-55 (L)	56-65 (M)	66+ (N)	GOP (O)	DEM (P)	IND (Q)	LIB (R)	MOD (S)	CONS (T)	BLACK (U)	WHITE (V)	OTHER (W)
BASE=TOTAL SAMPLE	600 100%	124 21%	89 15%	73 12%	107 18%	128 21%	78 13%	288 48%	312 52%	37 6%	86 14%	162 27%	132 22%	182 30%	216 36%	264 44%	120 20%	119 20%	189 31%	252 42%	132 22%	432 72%	30 5%
**D/S (FAVORABLE - UNFAVORABLE)	-45 -8%	-9 -8%	7 8% BDEFG	-5 -6%	-13 -12%	-17 -13%	-10 -12%	-7 -3% I	-38 -12%	-1 -3% L	-10 -12%	-25 -15%	-2 -1% KL	-8 -4% L	86 40% PQ	-119 -45%	-12 -10% P	-72 -60%	-68 -36% R	106 42% RS	-65 -49%	11 3% U	6 21% Uv
TOTAL HEARD OF	591 99%	124 100%	87 98%	71 96%	106 99%	128 100%	76 97%	284 98%	308 99%	35 95%	83 96%	159 99%	132 100% k	181 99%	215 99%	260 98%	117 98%	116 97%	188 100%	247 98%	127 96%	428 99%	30 100% uv
TOTAL FAVORABLE	229 38%	50 41%	42 47% f	27 36%	37 35%	43 34%	29 37%	119 41%	110 35%	14 37%	27 32%	56 35%	55 41%	76 42%	137 64% PQ	46 17%	46 38% P	14 12%	50 26% R	158 63% RS	16 12%	194 45% U	16 55% U
TOTAL UNFAVORABLE	274 46%	60 48%	35 39%	31 42%	50 47%	60 47%	38 49%	126 44%	148 47%	15 40%	37 43%	81 50%	56 43%	84 46%	52 24%	165 62% OQ	57 48% O	85 72% T	117 62% T	53 21%	80 61% VW	183 42%	10 33%
NEVER HEARD OF	9 1%	- -	2 2%	3 4%	1 1%	1 -	2 3%	4 2%	4 1%	2 5%	4 4% m	2 1%	- -	1 1%	1 1%	4 2%	3 2%	3 3%	1 -	5 2%	4 4% w	4 1% w	- -
**RATIO (FAVORABLE / UNFAVORABLE)	0.8	0.8	1.2	0.9	0.7	0.7	0.7	0.9	0.7	0.9	0.7	0.7	1.0	0.9	2.7	0.3	0.8	0.2	0.4	3.0	0.2	1.1	1.6



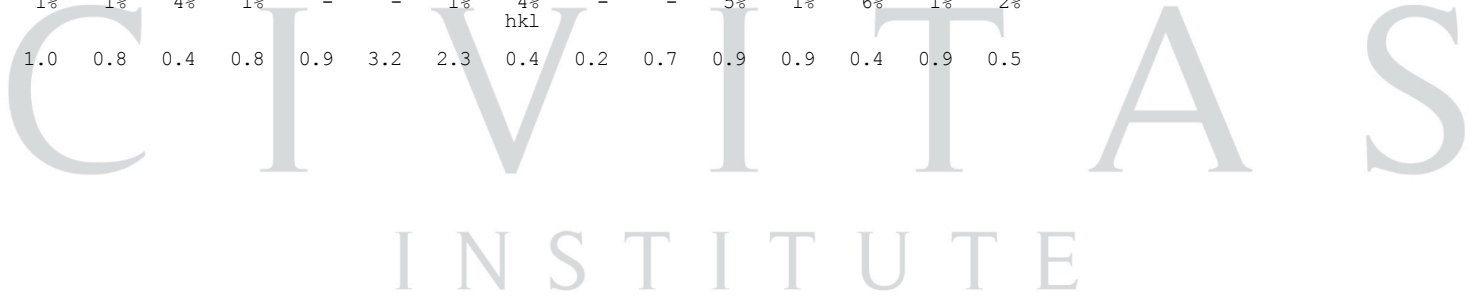
Significance Z-testing shown at 95% in UPPERCASE and 90% in lowercase in the groupings: B/C/D/E/F/G H/I J/K/L/M/N O/P/Q R/S/T U/V/W
N A T I O N A L R E S E A R C H I N C

Do you have a favorable or unfavorable impression of...

Thom Tillis

BANNER 2

	GENDER/AGE							PARTY REG/GENDER						VOTE LIKELIHOOD		VOTE PLAN	
	TOTAL (A)	MEN 18-44 (B)	MEN 45-64 (C)	MEN 65+ (D)	WOMEN 18-44 (E)	WOMEN 45-64 (F)	WOMEN 65+ (G)	GOP MEN (H)	GOP WOMEN (I)	DEM MEN (J)	DEM WOMEN (K)	IND MEN (L)	IND WOMEN (M)	CER-TAIN (N)	PROB (O)	KNOW (P)	DEC-IDING (Q)
BASE=TOTAL SAMPLE	600 100%	84 14%	121 20%	83 14%	72 12%	131 22%	108 18%	106 18%	110 18%	122 20%	142 24%	60 10%	60 10%	542 90%	48 8%	461 77%	118 20%
**D/S (FAVORABLE - UNFAVORABLE)	-45 -8%	1 2% CDEFG	-2 -2% EF	-7 -8% E	-23 -32% E	-10 -8% E	-5 -5% E	48 46% JKLM	37 34% JKLM	-46 -37% JKL	-74 -52% JK	-10 -17% JK	-2 -3% JKL	-25 -5% O	-17 -35% Q	-17 -4% Q	-26 -22% Q
TOTAL HEARD OF	591 99%	82 97%	120 99%	82 99%	69 96%	130 99%	108 100%	106 100% j	109 99%	118 96%	142 100% j	60 100% j	57 95%	537 99%	46 94%	455 99%	116 98%
TOTAL FAVORABLE	229 38%	35 42% E	50 41% E	34 41% E	15 21%	49 38% E	45 42% E	71 67% JKLM	67 61% JKLM	26 22%	19 14%	22 37% JK	23 39% JK	218 40% O	10 22%	195 42% Q	30 25% Q
TOTAL UNFAVORABLE	274 46%	34 41%	52 43%	40 48%	38 52%	60 45%	50 46%	22 21%	29 27%	72 59% HI	93 65% HIM	32 53% HI	25 42% Hi	243 45%	27 57%	211 46%	56 47%
NEVER HEARD OF	9 1%	2 3%	1 1%	1 1%	3 4%	1 1%	- -	- -	1 1% hkl	4 4% hkl	- -	- -	3 5%	6 1% 5%	3 6%	6 1% 1%	2 2% 2%
**RATIO (FAVORABLE / UNFAVORABLE)	0.8	1.0	1.0	0.8	0.4	0.8	0.9	3.2	2.3	0.4	0.2	0.7	0.9	0.9	0.4	0.9	0.5




Significance Z-testing shown at 95% in UPPERCASE and 90% in lowercase in the groupings: B/C/D/E/F/G H/I/J/K/L/M N/O P/Q
N A T I O N A L R E S E A R C H I N C

Do you have a favorable or unfavorable impression of...

Kay Hagan

BANNER 1

	KEY REGIONS							GENDER		AGE					PARTY REG			IDEOLOGY			RACE		
	TOTAL (A)	TRI- ANGLE (B)	SOUTH -EAST (C)	NORTH -EAST NC (D)	PIED- MONT TRIAD (E)	CHAR- LOTTE (F)	WEST- ERN NC (G)	MEN (H)	WOMEN (I)	18-25 (J)	26-40 (K)	41-55 (L)	56-65 (M)	66+ (N)	GOP (O)	DEM (P)	IND (Q)	LIB (R)	MOD (S)	CONS (T)	BLACK (U)	WHITE (V)	OTHER (W)
BASE=TOTAL SAMPLE	600 100%	124 21%	89 15%	73 12%	107 18%	128 21%	78 13%	288 48%	312 52%	37 6%	86 14%	162 27%	132 22%	182 30%	216 36%	264 44%	120 20%	119 20%	189 31%	252 42%	132 22%	432 72%	30 5%
**D/S (FAVORABLE - UNFAVORABLE)	-32 -5%	6 5% CDEF	-2 -3% E	-7 -10% E	-29 -27%	-11 -8% E	11 14% bcDEF	-47 -16%	16 5% H	- 1% LMN	7 8% LMN	-12 -7% M	-17 -13%	-10 -5%	-130 -60%	118 45% OQ	-20 -16% O	72 61% ST	37 19% T	-149 -59%	83 63% VW	-116 -27%	- - V
TOTAL HEARD OF	594 99%	124 100%	87 98%	72 99%	107 99%	128 100%	77 98%	286 99%	309 99%	37 100%	85 99%	159 99%	131 99%	181 99%	213 98%	263 100%	119 99%	119 100% t	188 100%	248 98%	131 100%	427 99%	30 100% V
TOTAL FAVORABLE	256 43%	61 49% E	39 44%	29 39%	33 31%	53 41%	42 54% E	111 39%	145 46% h	16 44%	41 48%	67 41%	52 39%	80 44%	31 14%	179 68% OQ	46 38% O	93 78% ST	106 56% T	38 15%	98 74% VW	141 33%	14 46%
TOTAL UNFAVORABLE	288 48%	55 44%	41 46%	36 49%	61 57% bG	64 50%	31 40%	159 55% I	129 41%	16 43%	34 40%	79 49%	69 52%	90 49%	162 75% PQ	61 23%	66 55% P	21 17%	69 36% R	187 74% RS	15 12%	257 59% U	14 46% U
NEVER HEARD OF	6 1%	- -	2 2%	1 1%	1 1%	1 -	1 2%	2 1%	3 1%	- -	1 1%	2 1%	1 1%	1 1%	3 2%	1 -	1 1%	- -	1 -	4 2% r	1 -	5 1% W	- -
**RATIO (FAVORABLE / UNFAVORABLE)	0.9	1.1	0.9	0.8	0.5	0.8	1.4	0.7	1.1	1.0	1.2	0.9	0.7	0.9	0.2	2.9	0.7	4.5	1.5	0.2	6.4	0.6	1.0



Significance Z-testing shown at 95% in UPPERCASE and 90% in lowercase in the groupings: B/C/D/E/F/G H/I J/K/L/M/N O/P/Q R/S/T U/V/W
N A T I O N A L R E S E A R C H I N C

Do you have a favorable or unfavorable impression of...

Kay Hagan

BANNER 2

	GENDER/AGE							PARTY REG/GENDER						VOTE LIKELIHOOD		VOTE PLAN	
	TOTAL (A)	MEN 18-44 (B)	MEN 45-64 (C)	MEN 65+ (D)	WOMEN 18-44 (E)	WOMEN 45-64 (F)	WOMEN 65+ (G)	GOP MEN (H)	GOP WOMEN (I)	DEM MEN (J)	DEM WOMEN (K)	IND MEN (L)	IND WOMEN (M)	CER- TAIN (N)	PROB (O)	KNOW (P)	DEC- IDING (Q)
BASE=TOTAL SAMPLE	600 100%	84 14%	121 20%	83 14%	72 12%	131 22%	108 18%	106 18%	110 18%	122 20%	142 24%	60 10%	60 10%	542 90%	48 8%	461 77%	118 20%
**D/S (FAVORABLE - UNFAVORABLE)	-32 -5%	-17 -21%	-25 -20%	-5 -6% bC	26 36% BCDFG	-6 -4% BC	-4 -4% BC	-70 -66%	-60 -55%	41 34% HILM	77 55% HIJLM	-18 -30% Hi	-1 -2% HIL	-30 -6% N	-	-28 -6%	-4 -3%
TOTAL HEARD OF	594 99%	84 100%	120 99%	82 99%	71 98%	129 98%	108 100%	105 99%	108 98%	121 99%	142 100%	60 100%	59 98%	537 99%	48 99%	455 99%	118 99%
TOTAL FAVORABLE	256 43%	30 36%	45 37%	37 44%	42 59% BCF	54 41%	48 44%	15 14%	17 15%	77 63% HILM	102 72% HILM	20 33% HI	26 44% HI	233 43%	21 43%	200 44%	48 41%
TOTAL UNFAVORABLE	288 48%	48 57% E	69 57% Ef	42 50% E	17 23%	60 46% E	52 49% E	85 80% JKLM	77 70% JKM	36 29% K	25 18%	38 64% JKm	27 46% jK	264 49%	21 42%	228 50%	52 44%
NEVER HEARD OF	6 1%	-	1 1%	1 1%	1 2%	2 2%	-	1 1%	2 2%	1 1%	-	-	1 2%	5 1%	1 1%	5 1%	1 1%
**RATIO (FAVORABLE / UNFAVORABLE)	0.9	0.6	0.6	0.9	2.6	0.9	0.9	0.2	0.2	2.1	4.1	0.5	1.0	0.9	1.0	0.9	0.9



Significance Z-testing shown at 95% in UPPERCASE and 90% in lowercase in the groupings: B/C/D/E/F/G H/I/J/K/L/M N/O P/Q
N A T I O N A L R E S E A R C H I N C

If the election for US Senate were being held today for whom would you vote between Thom Tillis, the Republican, Kay Hagan, the Democrat, and Sean Haugh, the Libertarian?

BANNER 1

	KEY REGIONS							GENDER		AGE						PARTY REG			IDEOLOGY			RACE		
	TOTAL (A)	TRI- ANGLE (B)	SOUTH -EAST (C)	NORTH -EAST NC (D)	PIED- MONT TRIAD (E)	CHAR- LOTTE (F)	WEST- ERN NC (G)	MEN (H)	WOMEN (I)	18-25 (J)	26-40 (K)	41-55 (L)	56-65 (M)	66+ (N)	GOP (O)	DEM (P)	IND (Q)	LIB (R)	MOD (S)	CONS (T)	BLACK (U)	WHITE (V)	OTHER (W)	
BASE=TOTAL SAMPLE	600 100%	124 21%	89 15%	73 12%	107 18%	128 21%	78 13%	288 48%	312 52%	37 6%	86 14%	162 27%	132 22%	182 30%	216 36%	264 44%	120 20%	119 20%	189 31%	252 42%	132 22%	432 72%	30 5%	
**D/S (TILLIS - HAGAN)	- -	-3 -2%	9 10% BDFG	-3 -3%	7 7% BDFG	-5 -4%	-7 -8%	21 7% I	-21 -7%	-12 -33%	-8 -10%	9 5% jkm	- -	12 7% jkm	142 66% PQ	-140 -53%	-3 -2% P	-80 -67%	-48 -25% R	135 54% RS	-100 -76%	99 23% Uw	3 10% U	
TILLIS	241 40%	50 40%	38 43%	27 37%	47 44%	48 37%	32 41%	127 44% i	114 37%	8 21%	26 30%	70 44% jk	55 42%	81 45% jK	163 75% PQ	33 12%	46 38% P	7 6%	53 28% R	173 69% RS	3 2%	224 52% U	14 47% U	
LEAN TILLIS	5 1%	- -	1 1%	- -	1 1%	3 2%	- -	3 1%	2 1%	- -	1 1%	2 1%	- -	2 1%	2 1%	1 -	2 2%	- -	- -	4 2% rs	2 1%	3 1% w	- -	
HAGAN	241 40%	52 42%	29 32%	30 40%	40 37%	52 41%	38 49% c	106 37%	135 43%	20 54%	34 40%	62 38%	56 42%	69 38%	21 10%	172 65% OQ	48 40% O	87 73% ST	101 53% T	38 15%	103 78% VW	125 29%	11 37%	
LEAN HAGAN	8 1%	2 2%	3 3%	- -	1 1%	1 1%	- -	3 1%	4 1%	2 6%	2 2%	- -	1 1%	2 1%	- -	6 2% O	2 2%	3 3%	1 -	2 1%	2 2%	3 1% w	- -	
HAUGH	38 6%	11 9% eG	6 7%	10 14% EG	3 3%	7 5%	2 2%	23 8%	16 5%	5 13%	13 15% lmn	11 7% n	5 3%	5 3%	11 5%	16 6%	11 10%	16 14% sT	11 6%	9 4%	11 8%	24 6%	4 12%	
LEAN HAUGH	3 -	1 1%	- -	- -	- -	1 1%	- -	2 1%	1 -	- -	1 1%	1 1%	- -	- -	1 1%	2 1%	- -	- -	- -	3 1% A	- -	1 1%	2 -	- -
UNDECIDED	36 6%	5 4%	8 9%	2 3%	8 8%	8 6%	5 6%	13 5%	23 7%	3 7%	6 7%	9 6%	10 7%	8 5%	11 5%	18 7%	7 5%	4 3%	13 7%	14 6%	5 4%	30 7%	1 3%	




CIVITAS INSTITUTE

Significance Z-testing shown at 95% in UPPERCASE and 90% in lowercase in the groupings: B/C/D/E/F/G H/I J/K/L/M/N O/P/Q R/S/T U/V/W
N A T I O N A L R E S E A R C H I N C

If the election for US Senate were being held today for whom would you vote between Thom Tillis, the Republican, Kay Hagan, the Democrat, and Sean Haugh, the Libertarian?

BANNER 2

	GENDER/AGE						PARTY REG/GENDER						VOTE LIKELIHOOD		VOTE PLAN		
	TOTAL (A)	MEN 18-44 (B)	MEN 45-64 (C)	MEN 65+ (D)	WOMEN 18-44 (E)	WOMEN 45-64 (F)	WOMEN 65+ (G)	GOP MEN (H)	GOP WOMEN (I)	DEM MEN (J)	DEM WOMEN (K)	IND MEN (L)	IND WOMEN (M)	CER-TAIN (N)	PROB (O)	KNOW (P)	DEC-IDING (Q)
BASE=TOTAL SAMPLE	600 100%	84 14%	121 20%	83 14%	72 12%	131 22%	108 18%	106 18%	110 18%	122 20%	142 24%	60 10%	60 10%	542 90%	48 8%	461 77%	118 20%
**D/S (TILLIS - HAGAN)	- -	8 9%	14 11%	- -1%	-27 -38%	-4 -3%	10 9%	71 67%	72 65%	-54 -44%	-86 -60%	4 7%	-7 -11%	7 1%	-4 -9%	24 5%	-22 -18%
TILLIS	241 40%	35 42% E	57 47% E	35 42% E	12 17% E	52 40% E	49 46% E	82 78% JKLM	81 73% JKLM	20 16%	13 9%	25 41% JK	21 35% JK	227 42%	13 27%	211 46% Q	27 23%
LEAN TILLIS	5 1%	- -	1 1%	2 3%	1 1%	1 1%	- -	1 1%	1 1%	1 1%	- -	1 2%	1 2%	5 1% O	- -	2 -	3 3%
HAGAN	241 40%	28 33%	43 36%	35 42%	40 55% BCG	56 43%	39 36%	12 11%	9 8%	74 60% HIL	99 69% HILM	21 34% HI	28 46% HI	220 41%	17 36%	187 41%	49 41%
LEAN HAGAN	8 1%	1 2%	- -	2 3%	3 4%	1 1%	- -	- -	- -	3 3% hil	2 1%	- -	2 3%	6 1% O	- -	2 1%	2 2%
HAUGH	38 6%	14 17% cDFG	7 6%	2 2%	7 9%	5 4%	4 4%	6 6%	4 4%	8 7%	8 6%	8 14%	3 5%	24 4%	12 24% N	26 6%	10 9%
LEAN HAUGH	3 -	- -	2 1%	- -	1 2%	- -	- -	- -	1 1%	2 1%	- -	- -	- -	3 1%	- -	1 -	2 1%
UNDECIDED	36 6%	6 7%	5 4%	3 3%	4 5%	13 10% cd	6 5%	3 3%	8 7%	7 6%	12 8% h	4 6%	3 5%	31 6%	4 8%	10 2%	23 19% P



CIVITAS INSTITUTE

Significance Z-testing shown at 95% in UPPERCASE and 90% in lowercase in the groupings: B/C/D/E/F/G H/I/J/K/L/M N/O P/Q
N A T I O N A L R E S E A R C H I N C

And now suppose only two candidates were running for U.S. Senate. For whom would you vote between: Thom Tillis, the Republican or Kay Hagan, the Democrat?

BANNER 1

	KEY REGIONS							GENDER		AGE					PARTY REG			IDEOLOGY				RACE		
	TOTAL (A)	TRI- ANGLE (B)	SOUTH -EAST (C)	NORTH -EAST NC (D)	PIED- MONT TRIAD (E)	CHAR- LOTTE (F)	WEST- ERN NC (G)	MEN (H)	WOMEN (I)	18-25 (J)	26-40 (K)	41-55 (L)	56-65 (M)	66+ (N)	GOP (O)	DEM (P)	IND (Q)	LIB (R)	MOD (S)	CONS (T)	BLACK (U)	WHITE (V)	OTHER (W)	
BASE=TOTAL SAMPLE	600 100%	124 21%	89 15%	73 12%	107 18%	128 21%	78 13%	288 48%	312 52%	37 6%	86 14%	162 27%	132 22%	182 30%	216 36%	264 44%	120 20%	119 20%	189 31%	252 42%	132 22%	432 72%	30 5%	
**D/S (TILLIS - HAGAN)	-6 -1%	-6 -5%	6 7% BDFG	-1 -1%	3 3% BDFG	-3 -2%	-6 -7%	24 8% I	-30 -10%	-7 -20%	-17 -20%	3 2% K	3 2% K	12 7% jKlMn	140 65% PQ	-146 -55%	-	-82 -69% P	-51 -27% R	135 53% RS	-109 -83%	100 23% U	3 11% U	
TILLIS	253 42%	52 42%	39 44%	32 43%	46 43%	52 41%	32 41%	139 48% I	115 37%	12 34%	29 33%	71 44%	58 44%	82 45% k	166 77% PQ	36 14%	51 43% P	12 10%	56 30% R	177 70% RS	3 2%	233 54% U	16 54% U	
LEAN TILLIS	4 1%	-	2 2%	-	1 1%	1 1%	-	3 1%	1 -	-	-	1 1%	1 1%	2 1%	-	1 -	3 3%	-	-	4 2% rs	1 1%	3 1%	-	
HAGAN	260 43%	58 47%	33 37%	33 45%	43 40%	55 43%	38 48%	115 40%	145 46%	20 54%	46 54% N	69 42%	55 42%	70 38%	27 12%	181 69% OQ	51 43% O	94 79% ST	107 57% T	43 17%	113 85% VW	133 31%	13 43%	
LEAN HAGAN	13 2%	2 1%	4 4%	1 2%	1 1%	3 3%	2 3%	5 2%	8 2%	-	2 2%	3 2% j	4 3% j	4 2% j	2 1%	8 3%	2 2%	4 4%	5 3%	2 1%	3 3%	10 2% W	-	
UNDECIDED	43 7%	10 8%	7 8%	3 4%	11 10%	7 6%	4 5%	15 5%	27 9%	5 12%	6 7%	12 7%	9 7%	11 6%	15 7%	18 7%	9 7%	6 5%	13 7% u	17 7%	5 4%	35 8% u	1 3%	



CIVITAS
INSTITUTE

Significance Z-testing shown at 95% in UPPERCASE and 90% in lowercase in the groupings: B/C/D/E/F/G H/I J/K/L/M/N O/P/Q R/S/T U/V/W
N A T I O N A L R E S E A R C H I N C

And now suppose only two candidates were running for U.S. Senate. For whom would you vote between: Thom Tillis, the Republican or Kay Hagan, the Democrat?

BANNER 2

	GENDER/AGE							PARTY REG/GENDER						VOTE LIKELIHOOD		VOTE PLAN	
	TOTAL (A)	MEN 18-44 (B)	MEN 45-64 (C)	MEN 65+ (D)	WOMEN 18-44 (E)	WOMEN 45-64 (F)	WOMEN 65+ (G)	GOP MEN (H)	GOP WOMEN (I)	DEM MEN (J)	DEM WOMEN (K)	IND MEN (L)	IND WOMEN (M)	CER-TAIN (N)	PROB (O)	KNOW (P)	DEC-IDING (Q)
BASE=TOTAL SAMPLE	600 100%	84 14%	121 20%	83 14%	72 12%	131 22%	108 18%	106 18%	110 18%	122 20%	142 24%	60 10%	60 10%	542 90%	48 8%	461 77%	118 20%
**D/S (TILLIS - HAGAN)	-6 -1%	5 6% EF	16 13% DEF	2 3% EF	-32 -45%	-5 -4% E	8 7% EF	72 69% JKLM	67 61% JKLM	-57 -46%	-89 -63%	8 13% JKM	-8 -13% JK	4 1% o	-5 -10%	20 4% Q	-20 -17%
TILLIS	253 42%	42 50% E	60 50% E	36 44% E	13 18%	52 40% E	49 46% E	86 82% JKLM	80 73% JKLM	22 18% k	14 10%	30 50% JK	21 35% JK	236 43%	17 34%	220 48% Q	31 26%
LEAN TILLIS	4 1%	- -	1 1%	2 3%	- -	1 1%	- -	- -	- -	1 1%	- -	2 3%	1 2%	3 1%	1 2%	1 -	3 3%
HAGAN	260 43%	37 44%	44 36%	34 41%	46 63% bCDFG	58 44%	41 38%	14 13%	13 12%	78 64% HILm	103 73% HILM	22 37% HI	29 48% HI	232 43%	22 44%	200 43%	50 43%
LEAN HAGAN	13 2%	- -	2 2%	3 4% b	2 3%	5 4% B	1 1%	1 1%	1 1%	4 3% l	4 3% l	- -	2 4%	12 2%	1 3%	7 1%	6 5%
UNDECIDED	43 7%	5 6%	7 6%	3 3%	7 9%	12 9% d	8 8%	3 3%	12 11% H	8 6%	10 7%	5 8%	4 7%	37 7%	5 11%	13 3%	22 19% P



CIVITAS
INSTITUTE

Significance Z-testing shown at 95% in UPPERCASE and 90% in lowercase in the groupings: B/C/D/E/F/G H/I/J/K/L/M N/O P/Q
N A T I O N A L R E S E A R C H I N C